


Sms backup app android

Continue





 **Настройки**  
версия 4.4.2-N7100XXUFN1

**Местоположение**  Вкл.  
11 октября 2014 г.



 **Читать контакты**  Вкл.  
(Не использовалось)



**Изменять контакты**  Вкл.  
(Не использовалось)

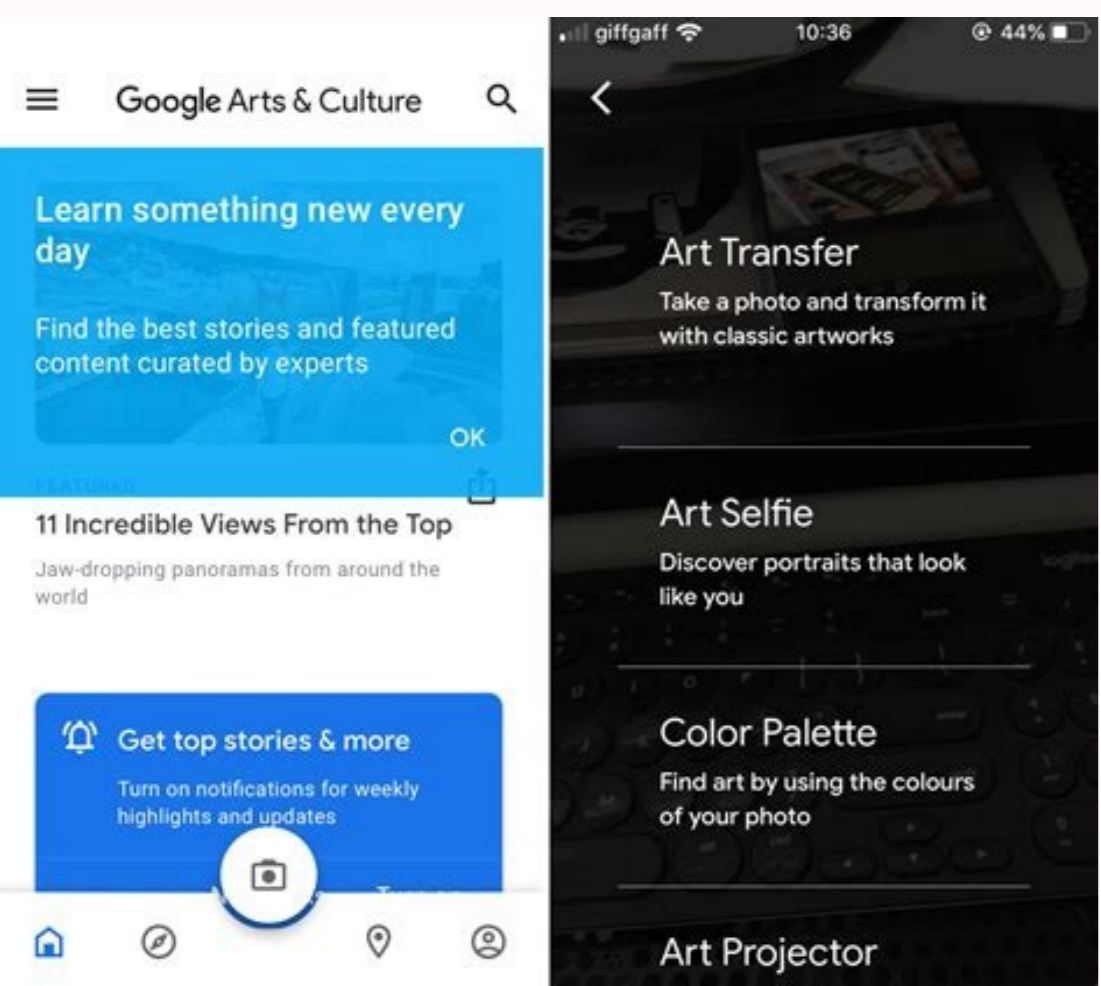
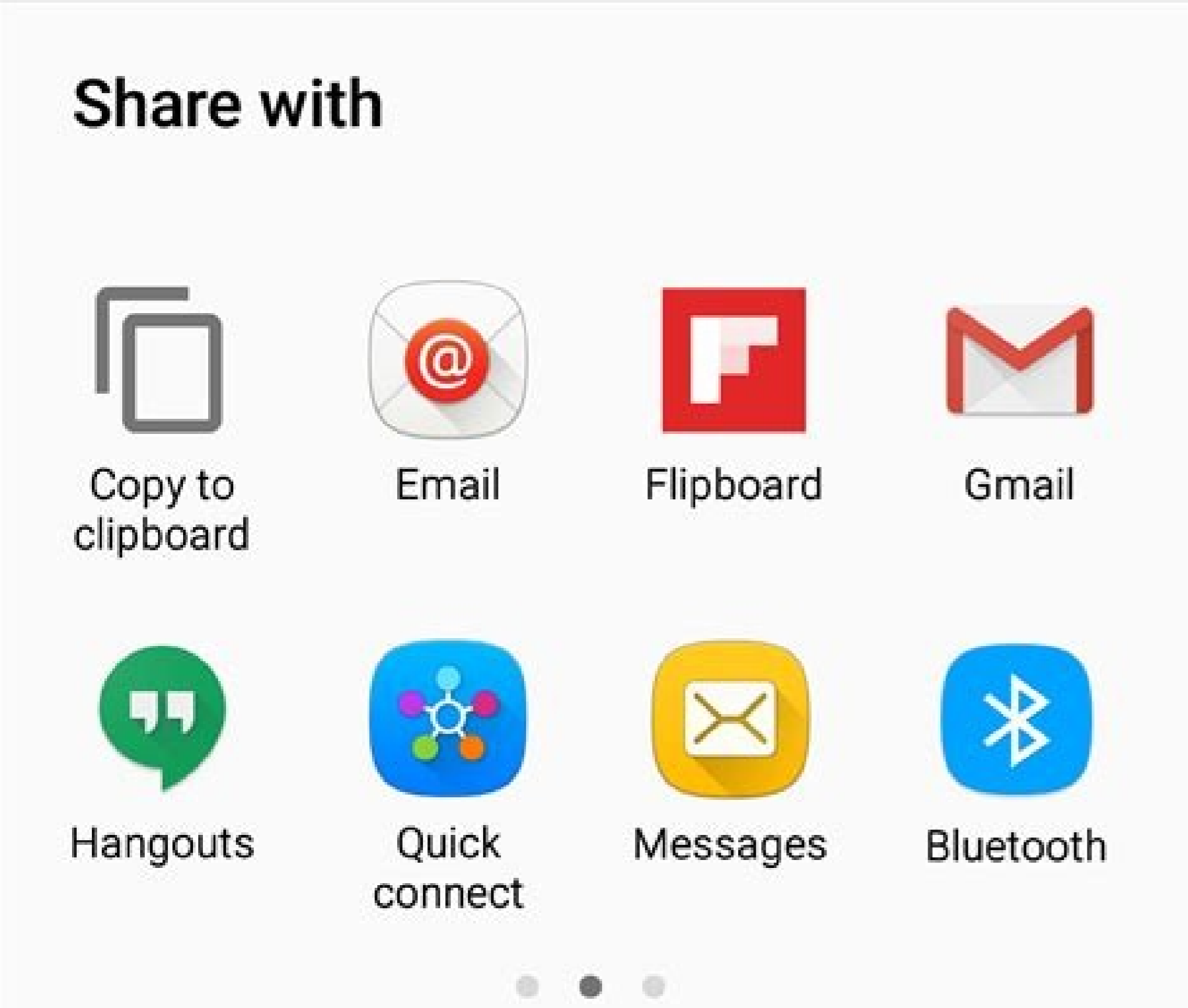
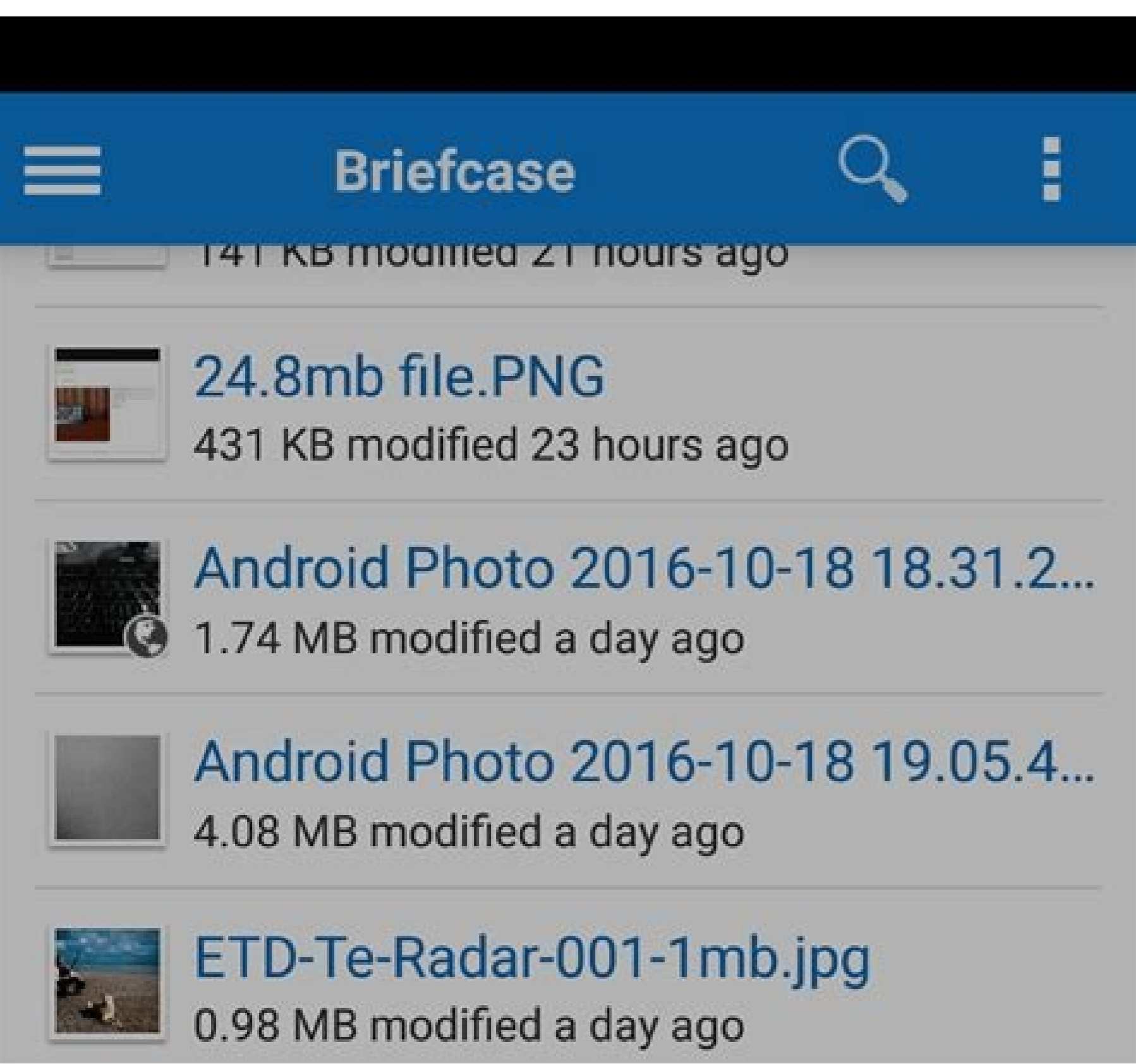
 **Почтов. уведомлен.**  Вкл.  
16 октября 2014 г.

**Уведомлен. доступа**  Вкл.  
(Не использовалось)

 **Телефонный вызов**  Вкл.  
(Не использовалось)

 **Изменять настройки**  Вкл.  
0 мин. назад

 **Выводить сверху**  Вкл.  
(Не использовалось)



Best sms backup app for android 2021. Best free sms backup and restore app for android. Sms backup app android phone. Best sms backup app for android 2020. Best sms backup app for android 2022. Best app to backup contacts and sms on android. Best sms backup app android. Backup sms android to pc without app.

Whenever we move from one Android device to another, we mostly focus on transferring our photos, videos, contacts, and other data files. Too often, we forget to transfer messages from Android to Android, which might backfire in the long run. From personal chats to important information, our SMS messages may contain crucial details at times. Therefore, when you transfer from old Android to new Android, make sure that you also migrate your messages. In this guide, you will learn 5 different ways to transfer SMS from Android to Android. If you're tired of reading the text guide, you can learn the video tutorial below: Free Download Free Download safe & secure Part 1: How to transfer SMS from Android to Android in 1 click When switching to a new Android phone, your messages won't be able to be transferred automatically. If you are looking for a hassle-free solution to transfer text messages from Android to Android, give MobileTrans - Phone Transfer a try. With this tool, you can directly move all the important data like SMS from one phone to another. Compatible with all the major Android and iOS devices, you can even transfer messages across platforms. To learn how to transfer text messages to a new Android phone in one click, follow these simple steps. Step 1: Launch MobileTrans on your computer and select the "Phone Transfer" module from its welcome screen, and choose Phone to Phone to proceed. Step 2: Connect both the Android devices to the computer. In no time, the application will detect them automatically and display two Android phone icons. Step 3: Now, simply select the type of data you wish to transfer. To transfer SMS from Android to Android, select the "Text messages" option from the list and click on the Start button. Step 4: Sit back and wait for the message transfer process to be completed. And then you can view your old messages on your new Android phone. Also, MobileTrans can also help you backup SMS and MMS messages for free, you can backup messages on Android first, and then you can restore them to a new phone later on. Free Download Free Download Part 2: How to selectively transfer SMS from Android to Android Sometimes you may not want to transfer all Android messages in one click but would like to select only important messages to transfer them to a new phone. You may wonder how to transfer messages from Android selectively. For this requirement,

